


The first is an LED shelf that attaches directly to the wall. Illumination is the key to beautiful merchandising. Our new glass shelves provide up-market feature lighting for your eyewear. The design is simple yet the result is sophisticated, giving you the means to present your eyewear to the world in the most striking and efficient way. Both the upper and lower surfaces of the shelves are made from frosted glass allowing soft LED light to pass through. Your frames are therefore bathed in the most perfect light from below and above. You can even choose different colours of front finishing to match the style of your interior design.

	PRODUCT ITEM NUMBER	DESCRIPTION
01	TOPLED.530	LED SHELVING in White - Transformer needs to be purchased separately - 195 x 530 x 35 mm (7.68 X 20.87 x 1.38")
02	TOPLED.930	LED SHELVING in White - Transformer needs to be purchased separately - 195 x 930 x 35 mm (7.68 X 36.61 x 1.38")
03	TOPLED.530.COVER.BLK.FRONT	530mm TOP LED Shelf Cover in Black (Front Only) - 534 x 34 x 0.65 mm (21 x 1.33 x 0.025")
04	TOPLED.530.COVER.BLK.SIDE	530mm TOP LED Shelf Cover in Black (Side Only - 2 needed) - 195 x 34 x 0.65 mm (7.68 x 1.33 x 0.025")
05	TOPLED.930.COVER.BLK.FRONT	930mm TOP LED Shelf Cover in Black (Front Only) - 934 x 34 x 0.65 mm (36.7 x 1.33 x 0.025")
06	TOPLED.930.COVER.BLK.SIDE	930mm TOP LED Shelf Cover in Black (Side Only - 2 needed) - 195 x 34 x 0.65 mm (7.68 x 1.33 x 0.025")
07	TOPLED.530.COVER.OAK.FRONT	530mm TOP LED Shelf Cover in Oak (Front Only) - 534 x 34 x 0.65 mm (21 x 1.33 x 0.025")
08	TOPLED.530.COVER.OAK.SIDE	530mm TOP LED Shelf Cover in Oak (Side Only - 2 needed) - 195 x 34 x 0.65 mm (7.68 x 1.33 x 0.025")
09	TOPLED.930.COVER.OAK.FRONT	930mm TOP LED Shelf Cover in Oak (Front Only) - 934 x 34 x 0.65 mm (36.7 x 1.33 x 0.025")
10	TOPLED.930.COVER.OAK.SIDE	930mm TOP LED Shelf Cover in Oak (Side Only - 2 needed) - 195 x 34 x 0.65 mm (7.68 x 1.33 x 0.025")
11	TOPLED.DRIVER.60W	TOP LED SHELF TRANSFORMER 60W - One for each 4 x 930mm SH or 8 x 530 mm units
12	TOPLED.DRIVER.90W	TOP LED SHELF TRANSFORMER 90W - One for each 7 x 930mm SH or 15 x 530 mm units



**11 12**


The Transformer needs to be purchased separately. You will need to purchase one transformer for each 4 x 930mm shelves or 8 x 530 mm shelves.



easy to clean  
real white glass




**LED** the perfect  
LED lighting



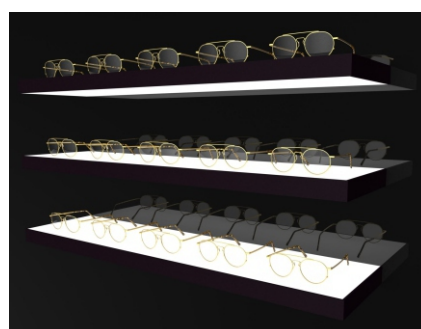
White

Black

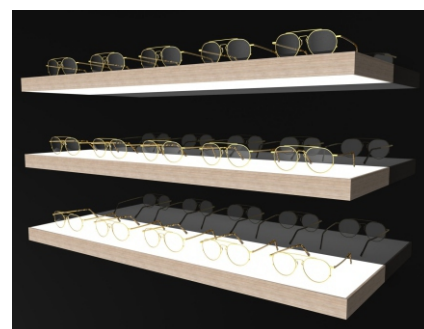
Oak



**01 02** White LED shelves



**03 04 05 06** Black LED shelves



**07 08 09 10** Oak LED shelves

