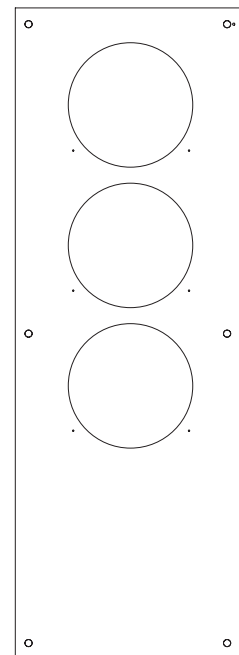
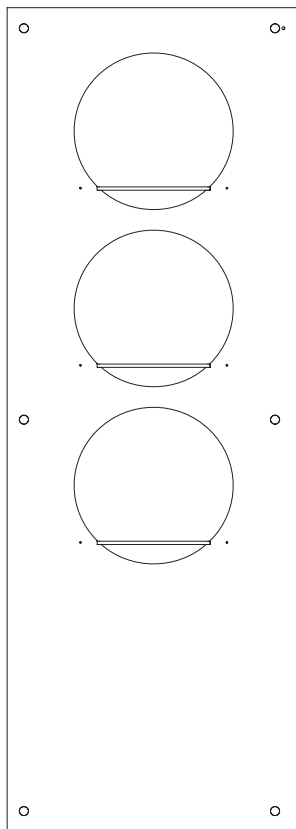



WV Panel - 360

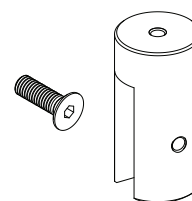


A x 1

B x 3




C x 6

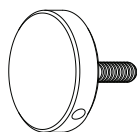


SHLF.STDF.38

D x 6




Standoff



Standoff Cap
13.15.20.85-CAP



Upper Inside Threaded Barrel
13.15.20.85-BAR



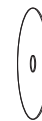
Standoff Cylinder
13.15.20.85-CYL



Standoff Screw
13.15.20.85-SCR



Lower Inside Threaded Barrel
13.15.20.85-BAR



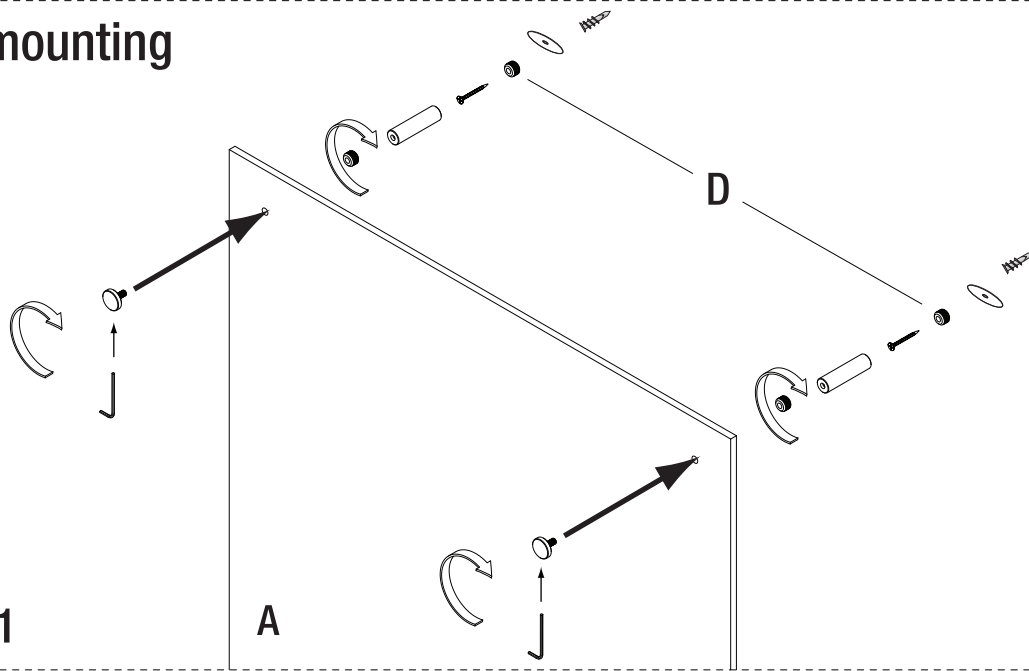
Standoff Washer
13.15.20.85-WSH



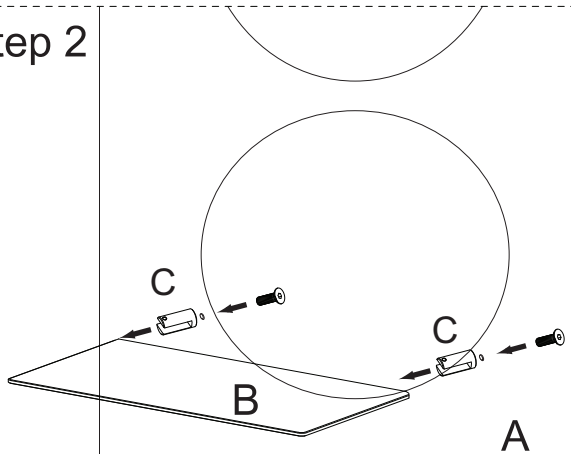
Standoff Anchor
13.15.20.85-ANC

Wall mounting

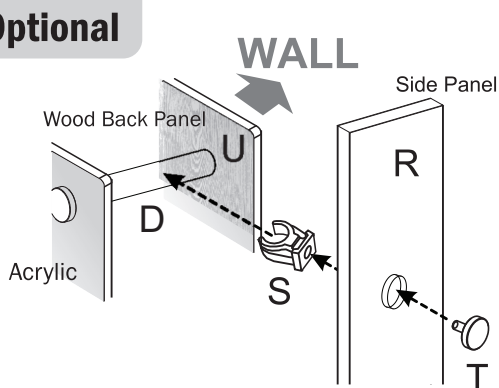
Step 1



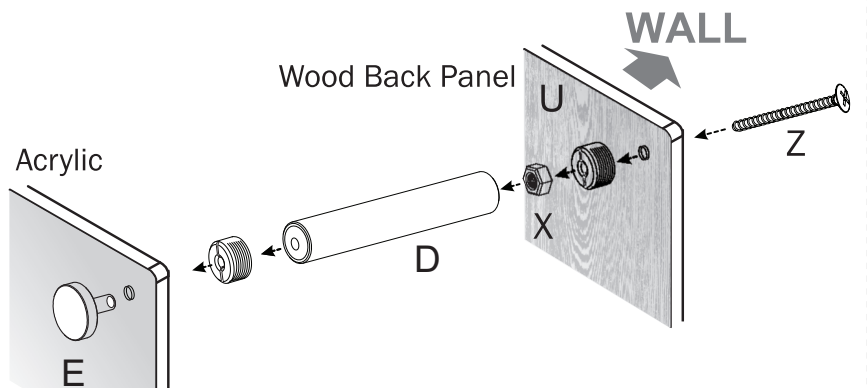
Step 2



Optional



R x 1	S x 4	T x 4
Side Panel 3/8"	13.15.20.SIDE	13.15.20.85-CAP



U x 1	X x 4	Z x 4
Wooden Back Panel	13.15.20.X	1/2-20 x 2-1/2 Round Combo w/nut-Zinc